

AEWIN MWIICHENAP,
AEWIN MWIICH ATAPWANAPWAN, NOV., 1999

NAMOPWUNG NO: 5-16

EW NAMOPWUNG

A ekkesiwini tetten 1,2,3,4,5,6,7,8 me 11 non Annukun Chuuk No. 5-99-08, ewe Chuuk State FY 2000 Budget Act, a awora ukukun \$2,001,998 pwe sopesopun monien ammwokutun ewe Executive Branch, Legislative Branch, Judiciary Branch me ekkocho programs, me pwan ren ekkocho popun.

EPWE PWUNG MEREN EWE ANEEPWUNGUN CHUUK:

1 Tetten 1. Tetten 1 non Annukun Chuuk No. 5-99-08 iei a ekkesiwin an epwe iei
2 usun ititin:

3 "Tetten 1. Pwachetin Ei State. Iei a pwunguno Pwachetin ei State, ussun mi affat
4 fan pochokkunen ewe Aneepwung fiti pwungun sopun VIII, tetten 4 me non ewe
5 Chunapen Annukun Mwun Chuuk

6 (a) Aukukun Anapanapen Moni Tonong. Chuuk State a epinukunuku
7 ekkei tettenin moni tonong epwe wor non ewe fiscal year epwe muchuno September 30,
8 2000:

9	(7) Current Account Sec. 211(a)	\$ 13,576,640
10	(8) CAT (Infl. Adjust) Sec. 212(b)	\$ 132,500
11	(9) Energy Sec. 214(c)	\$ 1,453,194
12	(10) SBG Sec. 221(b):	\$ 2,730,000
13	(11) H&M Sec. 216(a) (2):	\$ 461,087
14	(12) Local Revenues:	\$ 7,688,321
15	(7) Reimbursement	\$ 900,000
16	(8) Restricted 20% Revenue Sharing	\$ 1,000,000.00
17	(9) Capitol Account Sec. 211:	\$ 9,400,320
18	Total Anticipated Revenue:	\$37,367,831

19 (b) Awewen Foos. Non ei annuk, ei muutan foos "ammwokutun angangan ewe
20 Mwun Chuuk" wewen "ennetin ammwokutun ewe Executive, Legislative me Judicial
21 Branches non ewe Mwun Chuuk, State Boards, Commissions, Authorities, ekkocho
22 programs, me Special Block Grant Programs.

1 (c) Anapanapen Nounounon Moni. Mwun Chuuk a anapanapa an epwe
 2 nounano ukukun \$27,715,863 non ewe fiscal year epwe muchuno September 30, 2000,
 3 fan iten monien ammwokutun angangen ewe Mwun Chuuk.”

4 Tetten 2. Tetten 2 non Annukun Chuuk No. 5-99-08 iei a ekkesiwin an epwe iei
 5 usun ititin:

6 “Tetten 2. Mumutaan Ukukun Kaworen Moni. Ewe Aneepwung a mumuta an
 7 epwe awora ukukun \$37,367,831 an epwe awora monien ammwokutun angangen
 8 Capitol Improvement Programs non Chuuk, non ewe fiscal year epwe muchuno
 9 September 30, 2000; nge, ewe ukukun moni mei mumuta epwe chok tongeni ekkesiwin
 10 me non annuk mi for mwirin, ika pwe mi anneteta meren nonnomun mwokutukutun moni
 11 non Chuuk.”

12 Tetten 3. Tetten 3 non Annukun Chuuk No. 5-99-08 iei a ekkesiwin an epwe iei
 13 usun ititin:

14 “Tetten 3. Kaworen Monien ewe Executive Branch. Iei a kawor ukukun
 15 \$12,530,128, ika fite ukukun mi namot an epwe naaf, seni ewe Monienapen Mwun Chuuk
 16 ren ewe aukukun fansoun nounoun moni epwe muchuno September 30, 2000, ren fan
 17 asengesin an epwe awora monien ewe Executive Branch non Mwun Chuuk:

18	<u>DEPARTMENT</u>	<u>CURRENT</u>	<u>LOCAL</u>	<u>REIMB.</u>	<u>TOTAL</u>
19	A. HEALTH SERVICES				
20	1. Personnel	2,000,000	173,200	72,900	2,246,100
21	2. Travel	7,000	10,000	-0-	17,000
22	4. All Others:				
23	i, Contr. Serv.	10,000	-0-	-0-	10,000
24	ii, OCE	100,500	90,000	54,000	244,500
25	iii Fixed Asst.	-0-	-0-	4,000	4,000
26	Sub Total	2,107,500	273,200	140,900	2,521,600
27	B. EDUCATION				
28	4. Personnel	4,179,043	848,180	-0-	5,027,223
29	5. Travel	-0-	4,000	-0-	4,000
30	6. All Others:				
31	iv. Contr. Serv.	2,500	-0-	-0-	2,500

1	v. Other Current Exp.	16,000	110,000	-0-	126,000
2	vi. Fixed Assets	-0-	-0-	-0-	-0-
3	Sub Total	4,197,543	962,180	-0-	5,159,723
4	C. PUBLIC AFFAIRS				
5	2. Personnel	135,100	19,600	-0-	154,700
6	2. Travel	7,000	-0-	-0-	7,000
7	3. All Others:				
8	iii. Contr. Serv.	1,000	-0-	-0-	1,000
9	iv. Other Current Exp.	7,500	-0-	-0-	7,500
10	iii. Fixed Assets	-0-	-0-	-0-	-0-
11	Sub Total	150,600	19,600	-0-	170,200
12	D. COMMERCE AND INDUSTRY				
13	4. Personnel	199,200	-0-	-0-	199,200
14	5. Travel	6,700	4,800	-0-	11,500
15	6. All Others:				
16	iv. Contr. Serv.	26,000	-0-	-0-	26,000
17	v. Other Current Exp.	-0-	9,000	-0-	9,000
18	vi. Fixed Assets	-0-	9,000	-0-	9,000
19	Sub Total	231,900	22,800	-0-	254,700
20	E. MARINE RESOURCES				
21	1. Personnel	273,500	4,222	39,400	317,122
22	2. Travel	-0-	1,000	4,000	5,000
23	3. All Others:				
24	iv. Contr. Serv.	-0-	-0-	-0-	-0-
25	v. Other Current Exp.	10,000	16,392	3,500	29,892
26	vi. Fixed Assets	-0-	2,000	-0-	2,000
27	Sub Total	283,500	23,614	46,900	354,014
28	F. AGRICULTURE				
29	F. AGRICULTURE				
30	4. Personnel	173,200	41,700	25,300	240,200
31	5. Travel	5,800	-0-	-0-	5,800

1	6. All Others:				
2	iv. Contr. Serv.	-0-	15,000	-0-	15,000
3	v. Other Current Exp.	9,000	3,500	500	13,000
4	vi. Fixed Assets	-0-	-0-	5,500	5,500
5	Sub Total	188,000	60,200	31,300	279,500
6	G. TREASURY				
7	4. Personnel	328,200	64,200	-0-	392,400
8	5. Travel	5,050	13,800	-0-	18,850
9	6. All Others:				
10	iv. Contr. Serv.	33,000	18,000	-0-	51,000
11	v. Other Current Exp.	14,000	6,500	-0-	20,500
12	vi. Fixed Assets	-0-	4,000	-0-	4,000
13	Sub Total	380,250	106,500	-0-	486,750
14	H. PUBLIC SAFETY				
15	1. Personnel	546,000	215,335	-0-	761,335
16	2. Travel	-0-	3,000	-0-	3,000
17	3. All Others:				
18	iv. Contr. Serv.	138,160	1,840	-0-	140,000
19	v. Other Current Exp.	23,000	39,800	-0-	62,800
20	vi. Fixed Assets	-0-	5,000	-0-	5,000
21	Sub Total	707,160	264,640	-0-	971,800
22	I. PUBLIC WORKS				
23	1. Personnel	223,600	27,734	57,400	308,734
24	4. Travel	3,000	-0-	-0-	3,000
25	5. All Others:				
26	iv. Contr. Serv.	-0-	10,000	5,000	15,000
27	v. Other Current Exp.	-0-	-0-	7,500	7,500
28	vi. Fixed Assets	-0-	2,000	-0-	2,000
29	Sub Total	226,600	39,734	69,900	336,234
30	J. TRANSPORTATION				
31	4. Personnel	211,900	161,006	209,394	582,300

1	5. Travel	5,000	-0-	5,200	10,200
2	6. All Others:				
3	iv. Contr. Serv.	51,050	15,000	35,000	101,050
4	v. OCE	70,000	45,000	75,000	190,000
5	vi. Fixed Assets	-0-	20,000	1,500	21,500
6	Sub Total	337,950	241,006	326,094	905,050
7	K. PLANNING & STATISTICS				
8	4. Personnel	130,000	-0-	-0-	130,000
9	5. Travel	4,500	-0-	-0-	4,500
10	6. All Others:				
11	iv. Contr. Serv.	6,000	-0-	-0-	6,000
12	v. OCE	10,000	-0-	-0-	10,000
13	vi. Fixed Assets	-0-	-0-	-0-	-0-
14	Sub Total	150,500	-0-	-0-	150,500
15	L. GOVERNOR'S OFFICE				
16	4. Personnel	289,000	-0-	-0-	289,000
17	5. Travel	30,000	75,000	-0-	105,000
18	6. All Others:				
19	iv. Contr. Serv.	25,000	20,000	-0-	45,000
20	v. OCE	-0-	20,000	-0-	20,000
21	vi. Fixed Assets	12,000	15,000	-0-	27,000
22	Sub Total	356,000	130,000	-0-	486,000
23	M. BUDGET OFFICE				
24	4. Personnel	95,800	-0-	-0-	95,800
25	5. Travel	5,000	5,000	-0-	10,000
26	6. All Others:				
27	iv. Contr. Serv.	2,000	-0-	-0-	2,000
28	v. OCE	4,000	4,000	-0-	8,000
29	vi. Fixed Assets	2,000	-0-	-0-	2,000
30	Sub Total	108,800	9,000	-0-	117,800
31	N. PERSONNEL OFFICE				

1	1. Personnel	79,300	1,030	-0-	80,330
2	2. Travel	3,000	-0-	-0-	3,000
3	3. All Others:				
4	iv. Contr. Serv.	-0-	20,927	-0-	20,927
5	v. OCE	2,000	-0-	-0-	2,000
6	vi. Fixed Assets	-0-	-0-	-0-	-0-
7	Sub Total	84,300	21,957	-0-	106,257
8	O. ATTORNEY GENERAL				
9	1. Personnel	133,500	-0-	-0-	133,500
10	4. Travel	10,000	-0-	-0-	10,000
11	5. All Others:				
12	iv. Contr. Serv.	-0-	75,000	-0-	75,000
13	v. OCE	3,500	6,000	-0-	9,500
14	vi. Fixed Assets	2,000	-0-	-0-	2,000
15	Sub Total	149,000	81,000	-0-	230,000
16	Total Executive	9,659,603	2,255,431	615,094	12,530,128"

17 Tetten 4. Tetten 4 non Annukun Chuuk No. 5-99-08 iei a ekkesiwin an epwe iei
 18 usun ititin:

19 "Tetten 4. Kaworen Monien ewe Legislative Branch: Iei a kawor ukukun
 20 \$2,890,779, ika fite ukukun mi namot ren an epwe naaf, seni ewe Monienapen ewe Mwun
 21 Chuuk ren ewe fansoun epwe muchuno September 30, 2000, fan asengesin an epwe awora
 22 monien ammwokutun ewe Legislative Branch non ewe Mwun Chuuk. Ewe President me
 23 ewe Speaker repwe allottees won ekkei moni. Ekkei moni epwe annou non ekkei tettenin:

24	LEGISLATIVE	CURRENT	LOCAL	REIMB.	TOTAL
25	4. Personnel	1,427,800	9,569	-0-	1,437,369
26	5. Travel	100,959	275,541	-0-	376,410
27	6. All Others:				
28	iv. Contr. Serv.	206,000	12,000	-0-	218,000
29	v. OCE	482,000	303,000	-0-	785,000
30	vi. Fixed Assets	74,000	-0-	-0-	74,000

1 Sub Total 2,290,759 600,110 -0- 2,890,779"

2 Tetten 5. Tetten 5 non Annukun Chuuk No. 5-99-08 iei a ekkesiwin an epwe iei
3 usun ititin:

4 "Tetten 5. Kaworen Monien ewe Judiciary Branch. Iei a kawor ukukun \$582,200,
5 ika fite ukukun mi namot ren an epwe naaf, seni ewe Monienapen ewe Mwun Chuuk ren
6 ewe aukukun fansoun epwe muchuno September 30, 2000, ren fan asengesin an epwe
7 awora monien ammwokutun ewe Judiciary Branch non ewe Mwun Chuuk. Ewe Chief
8 Justice epwe wisen allottee won ekkei moni. Ekkei moni epwe nounouno non ei ititin:

9 JUDICIAL	CURRENT	LOCAL	REIMB.	TOTAL
10 BRANCH				
11 4. Personnel	528,700	-0-	-0-	528,700
12 5. Travel	-0-	20,000	-0-	20,000
13 6. All Others:				
14 iv. Contr. Serv.	9,000	-0-	-0-	9,000
15 v. OCE	7,500	15,000	-0-	22,500
16 vi. Fixed Assets	2,000	-0-	-0-	2,000
17 Sub Total	547,200	35,000	-0-	582,200"

18 Tetten 6. Tetten 6 non Annukun Chuuk No. 5-99-08 iei a ekkesiwin an epwe iei
19 usun ititin:

20 "Tetten 6. Kaworen Monien ewe Ofesin State Public Auditor. Iei a kawor ukukun
21 \$58,700, ika fite ukukun mi namot ren an epwe tongeni naaf, seni ewe Monienapen ewe
22 Mwun Chuuk ren ewe aukukun fansoun epwe muchuno September 30, 2000, ren fan
23 asengesin monien ammwokutun ewe Ofesin State Public Auditor non Chuuk. Ewe State
24 Public Auditor epwe wisen allottee won ekkei moni. Ekkei moni repwe annou non ekkei
25 tettenin:

26 PUBLIC AUDITOR	CURRENT	LOCAL	REIMB.	TOTAL
27 1. Personnel	-0-	10,000	45,700	55,700
28 4. Travel	-0-	-0-	2,000	2,000
29 5. All Others:				
30 iv. Contr. Serv.	-0-	-0-	-0-	-0-
31 v. OCE	-0-	-0-	1,000	1,000

1	vi. Fixed Assets	-0-	-0-	-0-	-0-
2	Sub Total	-0-	10,000	48,700	58,700

3 Tetten 7. Tetten 7 non Annukun Chuuk No. 5-99-08 iei a ekkesiwin an epwe iei
4 usun ititin:

5 "Tetten 7. Kaworen Monien Ommwokutun Ekkewe Authorities, Boards me
6 Commissions. Iei a kawor ukukun \$823,024, ika fite ukukun mi namot ren an epwe naaf,
7 seni ewe Monienapen ewe Mwun Chuuk ren ewe aukukun fansoun epwe muchuno
8 September 30, 2000, fan asengesin monien ammwokutun ekkewe boards, commissions me
9 authorities an ewe Mwun Chuuk. Ewe Kepina epwe wisen allottee won ekkei moni.
10 Ekkei moni epwe annou non ekkei ititin:

11	ACTIVITIES	CURRENT	LOCAL	REIMB.	TOTAL
12	B. LAND COMMISSION				
13	4. Personnel	-0-	112,000	-0-	112,000
14	5. Travel	-0-	1,000	-0-	1,000
15	6. All Others:				
16	iv. Contr. Serv.	-0-	-0-	-0-	-0-
17	v. OCE	-0-	3,500	-0-	3,500
18	vi. Fixed Assets	-0-	15,000	-0-	15,000
19	Sub Total	-0-	131,500	-0-	131,500
20	C. ELECTION COMMISSION				
21	3. Personnel	-0-	61,893	-0-	61,893
22	4. Travel	-0-	4,000	-0-	4,000
23	3. All Others:				
24	i. Contr. Serv.	-0-	1,500	-0-	1,500
25	ii. OCE	-0-	1,500	-0-	1,500
26	iii. Fixed Assets	-0-	1,000	-0-	1,000
27	Sub Total	-0-	69,893	-0-	69,893

28

1	C. RECREATION	-0-	108,631	-0-	108,631
2	D. SCHOLARSHIP BOARD	-0-	176,000	-0-	176,000
3	E. HOUSING AUTHORITY	-0-	80,100	-0-	80,100
4	F. CEPA	-0-	74,200	-0-	74,200
5	G. INVESTMENT BOARD	-0-	25,000	-0-	25,000
6	H. BOARD OF EDUCATION	-0-	10,000	-0-	10,000
7	I. CHUUK COCO AUTH.	-0-	67,700	-0-	67,700
8	J. VISITORS BUREAU	-0-	80,000	-0-	80,000
9	TOTAL	-0-	823,024	-0-	823,024"

10 Tetten 8. Tetten 8 non Annukun Chuuk No. 5-99-08 iei a ekkesiwin an epwe iei
11 usun ititin:

12 "Tetten 8. Kaworen Monien Ammwokutun Ekkoch Programs. Iei a kawor
13 ukukun \$6, 046,647, ika fite ukukun mi namot ren an epwe tongeni naaf, seni ewe
14 Monienapen ewe Mwun Chuuk ren ewe aukukun fansoun ewe muchuno September 30,
15 2000, fan asengesin kaworen monien ammwokutun Ekkoch State Programs. Ewe Kepina
16 epwe wisen allottee won ekkei moni. Ekkei moni epwe annou non ekkei ititin:

17	ACTIVITIES	CURRENT	LOCAL	REIMB.	TOTAL
18	A. Mun. Operation	1,079,078	626,000	-0-	1,705,078
19	D. Non Pub. School	-0-	42,500	-0-	42,500
20	E. Rural Development	-0-	41,000	-0-	41,000
21	D. Fire Disaster	-0-	10,000	-0-	10,000
22	E. Leadership Conference	-0-	30,000	-0-	30,000
23	F. M/N.W.S.S.Center	-0-	20,000	-0-	20,000
24	G. Micro. Leg.-Services	-0-	40,000	-0-	40,000
25	H. Peace Corps Office	-0-	10,000	-0-	10,000
26	I. Deficit Reduction	-0-	1,029,569	-0-	1,029,569
27	a) 400,000		COLA		
28	b) 300,000		Court Judgment		
29	c) 100,000		Other Claims		
30	d) 200,000		Land Lease		
31	e) 29,569		SIP (Salary Outstanding Obligation)		

1 Kamoun monien COLA epwe chok no ngeni ekkewe chon angangen muun ir mi
2 wesewesen angang mwen ika fansoun fiscal year 1985 tori August 3, 1987.

3	J. Loan Recovery	-0-	500,000	-0-	500,000
4	K. Women Affairs	-0-	5,000	5,000	10,000
5	L. Youth Affairs	-0-	15,000	-0-	15,000
6	M. JCN	-0-	-0-	-0-	-0-
7	N. S/N & Faichuk Dispensary	-0-	20,000	-0-	20,000
8	O. Weno Road Repair	-0-	-0-	-0-	-0-
9	P. Health Care Plan	-0-	-0-	-0-	-0-
10	Q. Early Retirement Program	-0-	1,188,494	200,006	1,388,500
11	R. Health Infrastructure	-0-	400,000	-0-	400,000
12	S. Education Infrast.	-0-	600,000	-0-	600,000
13	T. COM Land Grant	-0-	75,000	-0-	75,000
14	V. Con Con (Polle/Romanum				
15	and Polowat)	-0-	30,000	-0-	30,000
16	V. Jennifer Dry Docking	-0-	400,000	-0-	400,000
17	TOTAL	1,079,078	4,762,563	205,006	6,046,647
18	GRAND TOTAL	13,576,640	8,486,038	868,800	22,931,478"

19 Tetten 9. Tetten 11 non Annukun Chuuk No. 5-99-08 iei a ekkesiwin an epwe iei
20 usun ititin:

21 "Tetten 11. Chochoon Chon Angang. Kisin-tetten (1) me non ei tetten iei a
22 affatatiw chochoon chon angang non ewe Mwen Chuuk.


23 Kisin-tetten (1) Aukukun me Asan ren Chon Angang mi Kawor
24 Monien seni ewe Monienap

25 B. Executive Branch

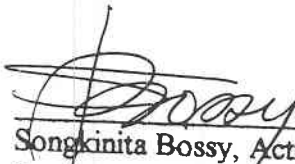
26	1. Health Services	340
27	2. Education	784
28	3. Public Affairs	19
29	4. Commerce & Industry	26
30	5. Marine Resources	53
31	6. Agriculture	47

1	7. Treasury	48
2	8. Public Safety	136
3	9. Public Works	60
4	10. Transportation	94
5	11. Planning & Statistics	14
6	12. Governor's Office	22
7	13. Budget Office	08
8	14. Personnel Office	07
9	15. Attorney General	09
10	D. <u>BOARDS & COMMISSIONS</u>	
11	1. Land Commission	15
12	2. Election Commission	06
13	3. Environmental Protection Agency	07
14	4. Housing Authority	-0-
15	5. Coconut Authority	-0-
16	6. Visitors Bureau	-0-
17	7. Recreation Board	05
18	8. Scholarship Board	03
19	<u>SPECIAL BLOCK GRANT</u>	
20	1. Vocational Rehabilitation	04
21	2. Division of Public Health	20
22	3. Substance Abuse & Mental Health	05
23	6. Elementary Education	142
24	7. Secondary Education	15
25	8. Education Special Services	07
26	9. Nutrition	13
27	10. Governor's Office	02
28	E. <u>LEGISLATIVE BRANCH</u>	91
29	D. <u>JUDICIAL BRANCH</u>	65
30	E. <u>PUBLIC AUDITOR OFFICE</u>	03
31	TOTAL	2,070"

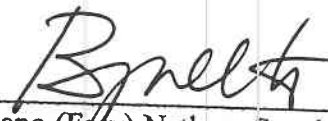
- 1 Tetten 10. Poputan Pochokunan. Ei namopwung epwe poputa pochokunan
- 2 fansoun an kapunguno meren ewe Kepina, ika fansoun an winiti annuk won pusin
- 3 winikapan.

Sain seni: 
 Detor Santos, President
 Senate
 Aneepwungun Chuuk

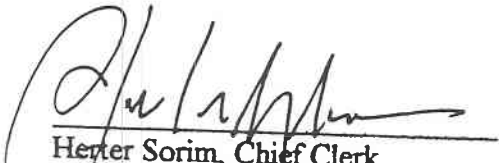
Annetata:


 Songkinita Bossy, Acting Chief Clerk
 Senate
 Aneepwungun Chuuk


Pwinin maram: 12/17/99

Sain seni: 
 Bonciano (Fasy) Nethon, Speaker
 Utten Representatives
 Aneepwungun Chuuk

Annetata:


 Hester Sorim, Chief Clerk
 Utten Representatives
 Aneepwungun Chuuk

Pwinin maram: Dec. 17, 1999

Kapunguno seni: 
 Ansito Walter, Kepina
 Muun Chuuk

Pwinin maram: 12/17/99

Uruo : S.B.No: 5-46;SD1;H.D.1;CD1
 : S.C.R.NO: Ese wor
 : H.C.R. No: Ese wor
 : Conference Report No: 5-1R-1S-01